



Mill Hill

Instilling values, inspiring minds
Grimsdell | Belmont | Mill Hill School | Mill Hill International

Grimsdell

Parents Guide to Early Years at Grimsdell

Grimsdell

Introduction

Welcome to the Early Years Foundation Stage (EYFS). This is how the Government and early years' professionals describe the time in your child's life between birth and age 5.

What does our setting look like?

Our Nursery



Reception RAB



Reception REJ



Reception RHD



Grimsdell

Early Years playground



The Cabin



Grimsdell

How my child will be learning?

Your child will be learning skills, acquiring new knowledge and demonstrating their understanding through 7 areas of learning and development.

Children should mostly develop the 3 prime areas first. These are:

- Communication and language;
- Physical development; and
- Personal, social and emotional development.

These prime areas are those most essential for your child's healthy development and future learning.

As children grow, the prime areas will help them to develop skills in 4 specific areas. These are:

- Literacy;
- Mathematics;
- Understanding the world; and
- Expressive arts and design.

These 7 areas are used to plan your child's learning. The professionals teaching and supporting your child will make sure that the activities are suited to your child's **unique needs**.

Children in the EYFS learn by **playing** and **exploring**. Being active, being creative and critical thinking take place both **indoors and outside**. Teachers plan from the **children's interests** to ensure a full coverage of the above areas of learning.

Grimsdell

What does a typical day look like?

Nursery AM






Registration is at 8.20am

Children are collected at 11.35am

Nursery PM

Registration is at 12.20pm

Children are collected at 3.05pm

Phonics  <small>or ur ow</small>	COOL Time 	Play and Snack 	Number work $1 + 2 = 3$	Story 	Home 
--	---	--	-----------------------------------	---	--

Reception

The school opens at 8.15am

Registration is at 8.30am

Children are collected at 3.00pm

Phonics  <small>or ur ow</small>	COOL Time 	Play and Snack 	Number work $1 + 2 = 3$	COOL Time 	Lunch 	Outdoor learning 	Story 	Home 
--	---	--	-----------------------------------	---	---	--	---	--

COOL Time - Choose Our Own Learning

Grimsdell

How can I help at home?

All the fun activities that you do with your child at home are important in supporting their learning and development, and have a really long lasting effect on your child's learning as they progress through school. Here are just a few ideas of things you and your child might enjoy.

Ideas for developing gross and fine motor control:

- Give children time to run, jump, climb and PLAY OUTDOORS!
- Encourage children in building, drawing and threading beads.
- Let children explore water and sand, filling and emptying containers and introduce language such as full and empty.
- Work on puzzles together.
- Painting, finger painting and making big patterns on differently shaped paper - talking about the patterns they have made.
- Painting with water on a wall or a fence.
- Encourage children to strengthen their fingers by using clay, play dough or Plasticine for modelling.
- Playing and sorting using tweezers to pick up sequins, buttons or small beads.
- Sprinkling coloured sand, glitter or salt to make pictures.



Ideas for helping socially:

- Encourage your child to use the toilet independently, wash their hands and get dressed themselves especially fastening their coats.
- Play games that encourage sharing and taking turns, help your child to lose!

Ideas for helping with mathematics:

- Talk about shapes you see in and around the house.
- Compare weights when picking things up and model the language heavier/lighter.
- Point out numbers you see in the local environment.
- Play board games that involve moving a certain amount of steps on, and play with dice and dominoes.
- Sing counting rhymes.
- Handle real coins and play shop.



Ideas for helping with language and literacy:

- Sing songs and nursery rhymes.

Grimsdell

- Read regularly to your child and share books together, let your child choose the books, talk about the books and find a great place to snuggle up.
- Allow your child to see you reading for pleasure or writing for a purpose such as making shopping lists or writing birthday cards.

Ideas for helping with Understanding of the World:

- Plant seeds or bulbs in a pot or garden patch.
- Cook / bake together.
- Use the weather – shadows, rain puddles, snow, wind, mist and sun – to extend your child's vocabulary.
- Explore the park at a different time of the year – go off the beaten track.

Grimsdell

How can I find out how my child is getting on?

It is important that we work together. You need to feel comfortable about exchanging information and discussing things that will benefit your child.

- Weekly open house sessions allow parents to visit the classroom with their child and to look at the environment and the work they have produced.
- Tapestry online learning journal provides parents with real time access to observations teachers have taken in class.
- When your child is 5 (At the end of the EYFS) – in the summer term of the reception year in school, teachers complete an assessment which is known as the EYFS Profile. This assessment is carried out by the reception teacher and is based on what they, and other staff caring for your child, have observed over a period of time. This will come home to you in the form of a written report and opportunities are given for you to come in and discuss this with the class teacher. An additional written report is sent home in the Autumn term.
- In the Autumn and Spring term, you will be invited to discuss your child's progress. A summary of their development will be discussed with you and how you can support their learning at home.
- Throughout your time at Grimsdell, a link to our website and weekly newsletter will be emailed to you. This is our main form of communication about activities in class and whole school events and information.

Your child's records are available for you to view throughout the school year.

Where can I go for further information?

You can find the Early Years Foundation Stage which includes the early learning goals at www.foundationyears.org.uk The foundation year's website also includes a range of resources and contacts.

Instilling values, inspiring minds
millhill.org.uk/grimsdell



Grimsdell
Mill Hill Pre-Preparatory School
Winterstoke House
Wills Grove
Mill Hill Village London
NW7 1QR
020 8959 6884
millhill.org.uk/grimsdell